



NORTHWOODS BRING YOUR OWN DEVICE

Parent Information

WCPSS Rep:

**CHRIS
WASKO**

cwasko@wcpss.net

@Chris_Wasko

**Instructional Technology
& Library Media Services**

Principal:

Mrs. Wahl

rwahl@wcpss.net

4th Grade Reps:

Mr. Liscomb

dlistomb@wcpss.net

Mrs. Marshall

cmarshall@wcpss.net

5th Grade Reps:

Miss Casey

mcasey@wcpss.net OR @caseykoalas

Mrs. Dunbar

pdunbar@wcpss.net

Tech Support:

Mrs. Vaughn

rvaughn@wcpss.net

Mrs. Phillippi

tphillippi@wcpss.net

BYOD OVERVIEW

GENERAL SESSION

1. Meet Your Reps
2. Join Today's Meet
3. What is BYOD?
4. BYOD Jargon
5. Suggested Apps
6. CLIMB Expectations
7. Receive & Review
Parent/Student Contract

GRADE-LEVEL

BREAKOUT SESSIONS

1. Tech Lesson Examples
2. Device Registration
3. Sign & Submit
Parent/Student Contracts


BRING YOUR OWN DEVICE

WHAT IT IS...

- An instructional tool for
 - Planning
 - Practice
 - Assessment
- Access to a portable library
- A method to engage various types of learners in the same lesson
- A way for students to learn how to use devices responsibly and independently.


WHAT IT IS NOT...

- A crutch for learners; it is a TOOL
- A digital pacifier
- A replacement for handwritten assignments and tasks
- A replacement for books




“IT’S NOT ABOUT USING DEVICES ALL THE TIME. TEACHERS ARE INSTRUCTIONAL DESIGNERS AND ARE PROTECTIVE OF STUDENTS REGARDING SCREEN-TIME.”


BYOD USE



DEVICE
TURNED OFF
AND PUT AWAY
IN YOUR BAG.
THE LESSON
DOES NOT
REQUIRE A
DEVICE.



LESSON MIGHT
REQUIRE
DEVICE FOR
CERTAIN
TASKS. PLACE
FACE DOWN
ONTO DESK
UNTIL YOUR
TEACHER
INSTRUCTS
YOU TO USE IT




YOU MAY USE
YOUR DEVICE
THROUGHOUT
THE LESSON
WHERE YOU
SEE IT WILL
BENEFIT YOUR
TASK.

BYOD GOLDEN RULES


- 1.** Our computer network is for educational use only, and bringing a personal device to school is a privilege and NOT a right.
- 2.** The teacher is in charge of when and how student devices are used. If you are asked to put your device face down or away, you must do so.
- 3.** All recording of teachers or students – either video or audio – can only be done with the expressed permission of those involved.
- 4.** Personal devices should NEVER be used to cyber-bully, harass, or invade teachers' or students' privacy.
- 5.** You are responsible for the security of your own device. Please do not touch anyone else's device.

BYOD JARGON


BYOD USE



DEVICE
TURNED OFF
AND PUT AWAY
IN YOUR BAG.
THE LESSON
DOES NOT
REQUIRE A
DEVICE.



LESSON MIGHT
REQUIRE
DEVICE FOR
CERTAIN
TASKS. PLACE
FACE DOWN
ONTO DESK
UNTIL YOUR
TEACHER
INSTRUCTS
YOU TO USE IT



YOU MAY USE
YOUR DEVICE
THROUGHOUT
THE LESSON
WHERE YOU
SEE IT WILL
BENEFIT YOUR
TASK.



Screen
Check!

Alligator
Screens
or Yield!

SUGGESTED APPS FOR 4TH & 5TH GRADE STUDENTS



socrative



GOOGLE
SLIDES



QUIZLET



EDUCREATIONS



QR SCANNER








GOOGLE
DRIVE



GOOGLE
DOCS



Parent/Student Agreement

| | |
|--|---|
|  Care for Others | <ul style="list-style-type: none">→ Students respect and protect privacy of others.→ Students collaborate with others.→ If students forget devices at home, parents should not drop them off. |
|  Listen to Learn | <ul style="list-style-type: none">→ Students "park" device when asked & when not in use.→ Device can only be used for instructional purposes.→ Students only use teacher-approved sites. |
|  Interact Safely | <ul style="list-style-type: none">→ Students take device home every night.→ Students are patient with their device.→ Students must use designated WiFi at school to ensure proper filters and protections. (Wake-BYOD) |
|  Make Good Choices | <ul style="list-style-type: none">→ Students display positive digital citizenship.→ Students use only their device.→ Students are expected to follow policies; 6410, Student Code of Conduct, and 6446, Student Acceptable Use of Electronic Devices.→ Violations may result in the loss of technology privileges at school. |
|  Become Successful | <ul style="list-style-type: none">→ Students keep device charged and ready.→ Students should only use device in device-friendly classes.→ Students take full responsibility for their device. |

NORTHWOODS BYOD MISSION:

The BYOD Initiative at Northwoods Elementary will empower students to be engaged in authentic learning tasks via digital devices. This initiative will allow teachers to become facilitators as students explore their tasks with devices. This learning voyage will encompass the use of the 4Cs (Collaboration, Communication, Critical Thinking, and Creativity).



Student Name: _____ Teacher Name: _____

| Student Initials | Parent Initials | | |
|------------------|-----------------|-------------------------------|--|
| | | C Care for Others | <ul style="list-style-type: none"> → Students respect and protect privacy of others. → Students collaborate with others. → If students forget devices at home, parents should not drop them off. |
| | | L Listen to Learn | <ul style="list-style-type: none"> → Students "park" device when asked & when not in use. → Device can only be used for instructional purposes. → Students only use teacher-approved sites. |
| | | I Interact Safely | <ul style="list-style-type: none"> → Students take device home every night. → Students are patient with their device. → Students must use designated WIFI at school to ensure proper filters and protections. (Wake-BYOD) |
| | | M Make Good Choices | <ul style="list-style-type: none"> → Students display positive digital citizenship. → Students use only their device. → Students are expected to follow policies, 6410, Student Code of Conduct, and 6446, Student Acceptable Use of Electronic Devices. → Violations may result in the loss of technology privileges at school. |
| | | B Become Successful | <ul style="list-style-type: none"> → Students keep device charged and ready. → Students should only use device in device-friendly classes. → Students take full responsibility for their device. |

The school has the right to collect and examine any device at any time. Please understand that the use of personal devices to support educational experience is not a necessity but a privilege. When expectations are abused, privileges will be taken away.

Student Signature: _____ Date: _____

Parent Signature: _____ Date: _____

POPULAR BYOD DEVICES

- iPads
- iPod touches
- Smartphones
- Laptops
- Chromebooks
- Kindles
- Nooks
- Other Android Tablets


Mom, I need the iPhone 7 for school! Can we go get it now?

That's a nice thought, Honey, but what we have is fine and you can even still use the school devices!




Care for Others

- Students respect and protect privacy of others.
- Students collaborate with others.
- If students forget devices at home, parents should not drop them off.



Listen to Learn

- Students “park” device when asked & when not in use.
- Device can only be used for instructional purposes.
- Students only use teacher-approved sites.



Interact Safely

- Students take device home every night.
- Students are patient with their device.
- Students must use designated WiFi at school to ensure proper filters and protections.
(Wake-BYOD)



Make Good Choices

- Students display positive digital citizenship.
- Students use only their device.
- Students are expected to follow policies; 6410, Student Code of Conduct, and 6446, Student Acceptable Use of Electronic Devices.
- Violations may result in the loss of technology privileges at school.



**Become
Successful**

- Students keep device charged and ready.
- Students should only use device in device-friendly classes.
- Students take full responsibility for their device.

BYOD

ROUND 2

GRADE-LEVEL BREAKOUT SESSIONS

1. Tech Lesson Examples
2. Device Registration
3. Sign & Submit
Parent/Student Contracts

4th Grade Session in
Mr. Liscomb's
Room

5th Grade Session in
Miss Casey's
Room



NORTHWOODS BRING YOUR OWN DEVICE

Part 2

SUGGESTED APPS FOR 4TH & 5TH GRADE STUDENTS



socrative



GOOGLE
SLIDES



QUIZLET



EDUCREATIONS



QR SCANNER



GOOGLE
DRIVE



GOOGLE
DOCS

DEVICE REGISTRATION

ENGLISH



tiny.cc/nwinventory

SPANISH



tiny.cc/nwinventario

Frequently Asked Questions



What if my child does not have a device or does not have permission to bring it to school?

BYOD is optional so if your family decides not to send a device for any reason, your child will still have access to school devices.

Our iPads and laptops will still be checked out to classrooms for lessons that require them.

Who is liable for devices in the event of theft, misuse, or damage?

Ultimately, students are responsible for their own devices if families choose to participate in BYOD. This initiative is not in any way mandated by the school or teachers; it is simply an invitation to use a personal tool in the classroom. That said, teachers will lock doors when the classroom is empty.

How will they be secured when not in use?

Classroom teachers may store devices differently depending on amount of devices & teacher discretion, but most classrooms will have a *Parking Space* on each desk for device days. While in homerooms if devices are not in use, devices should be OFF and in backpacks. Doors will be locked when the rooms are empty.

How often will students need to bring devices to school?

This depends on how the teacher designs instruction. Some teachers will use technology with devices almost every day while others might use it once or twice a week. Teachers will let students know the day before devices are needed and if devices are left behind or lesson plans have changed, school devices will still be available.

How will devices be used in the classroom?

Devices will be used for a variety of tasks and assignments. Students will use Google Suites to create slideshow presentations, compose and edit documents, and store files. They will also use apps like BrainPOP and BigUniverse to watch videos, take quizzes, and gain access to thousands of books. There are countless possibilities with BYOD to dig deeper.

Will the device travel to/from school or be kept in the classroom?

Devices should be taken home each day they are brought to school. When students are out of the classroom, doors will be locked, but students are still responsible for their own devices. When students transition for class changes, they will carry their own device and place it on the "parking space" or put it in their backpack in the next classroom.

How will my child's access to the internet be controlled or monitored?

Students will be using a new network called "Wake BYOD" that has stronger firewalls and restrictions than other networks. Teachers will also use jargon like "screen check" for students to quickly show device activity. Our team is also learning about some mirroring apps that will aid in holding students accountable for device use.

Are some devices preferred over others?

Device preference depends on how often various apps are used and the demands of assignment completion. Smartphones are likely the least preferred in each classroom. Other than that, simply know that if your child brings a laptop on a day when an iPad or tablet would have been better or vice versa, he or she will still have access to school devices.

When will BYOD start?

February 1st,
2017